

Signify Classified - Internal
Cooper Lighting Solutions Photometric Lab
1121 Highway 74 South
Peachtree City, GA 30269



Scaled data based on original data using
LM-79-08 Approved Method: Electrical and Photometric Measurements of Solid-
State Lighting Products

Test Report Prepared for
Cooper Lighting Solutions
(formerly Eaton)

Brand: McGRAW-EDISON

Report Number: P437604

Luminaire Tested: **ISC-SA1D-830-U-T4FT-HSS**

Issue Date: 12/9/2020

Test Information

Test Method: LM-79-08
Report Number: P437604
TEST IS SCALED FROM IESNA LM-79-08 TEST DATA (G3-2011-074-11)
Test Lab: INNOVATION CENTER
Issue Date: 12/9/2020
Manufacturer: COOPER LIGHTING SOLUTIONS (FORMERLY EATON)
Product Line: MCGRAW-EDISON
Catalog Number: ISC-SA1D-830-U-T4FT-HSS
Description: IMPACT ELITE LED CYLINDER LUMINAIRE
(1) 80 CRI, 3000K, 800mA LIGHTSQUARE WITH 16 LEDS AND TYPE IV FORWARD
THROW OPTICS WITH HOUSE SIDE SHIELD
Light Source: -
Ballast/Driver: ELECTRONIC DRIVER

Summary

Lumens per Lamp: N/A
Luminaire Lumens: 3236 lumens
Efficiency: N/A
Efficacy: 71.6 lumens/watt
Luminous Opening: Rectangular (W 0.5' x L: 0.5' x H: 0')
IES Classification: Type IV - Short
BUG Rating: B0 - U0 - G1

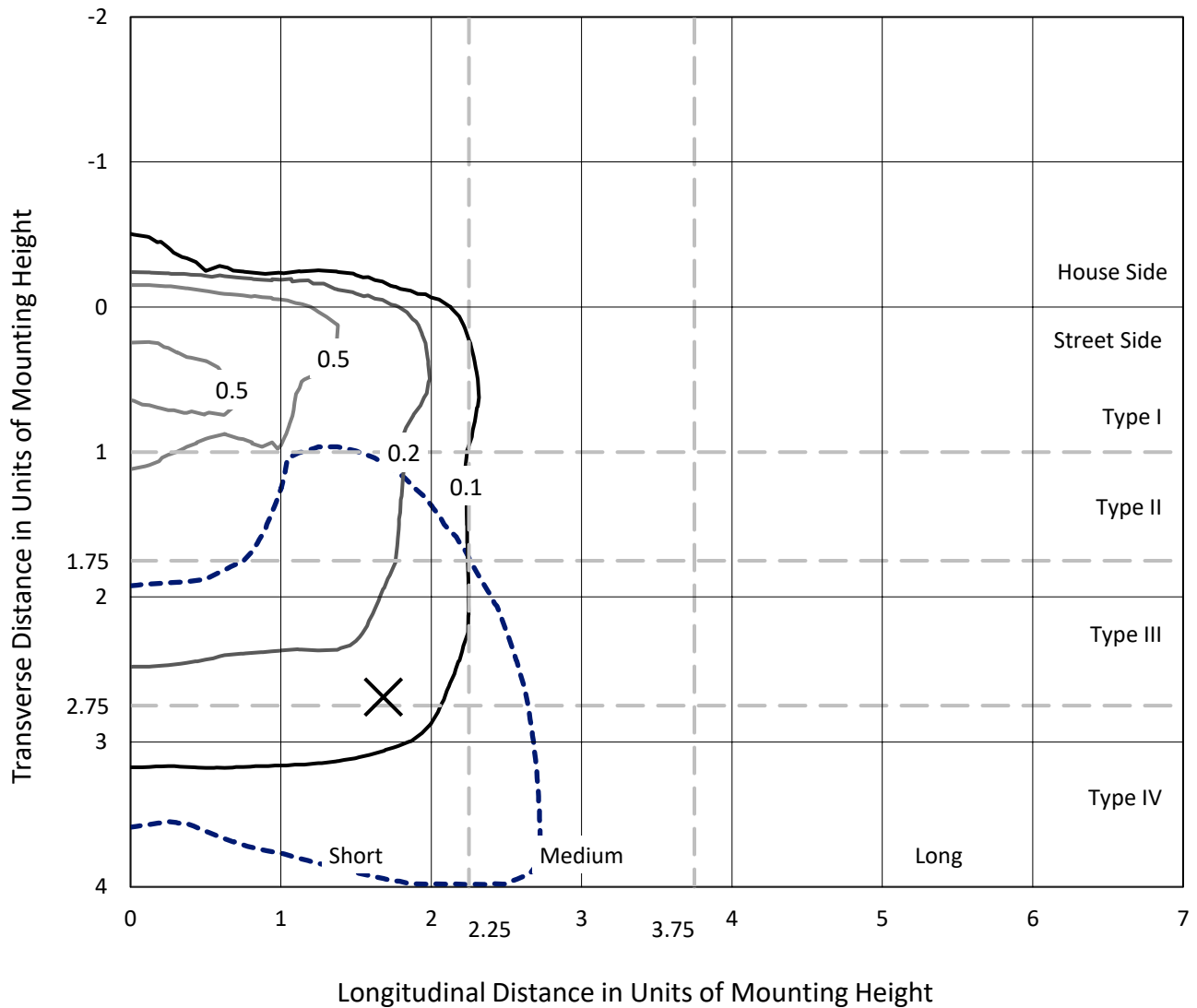
Input Watts (W): 45.2
Input Voltage (V): NR
Input Current (Ain): NR
Voltage Rise (V): NR
Power Factor: NR
Total Harmonic Distortion (THDi): NR
Frequency (hertz): 60
Stabilization Time: NR
Operation Time: NR
Ambient Temperature (°C): NR
Test Distance: 28.75 FT



REPORT NUMBER: P437604
 CATALOG NUMBER: ISC-SA1D-830-U-T4FT-HSS

Iso-Footcandle Lines of Horizontal Illumination

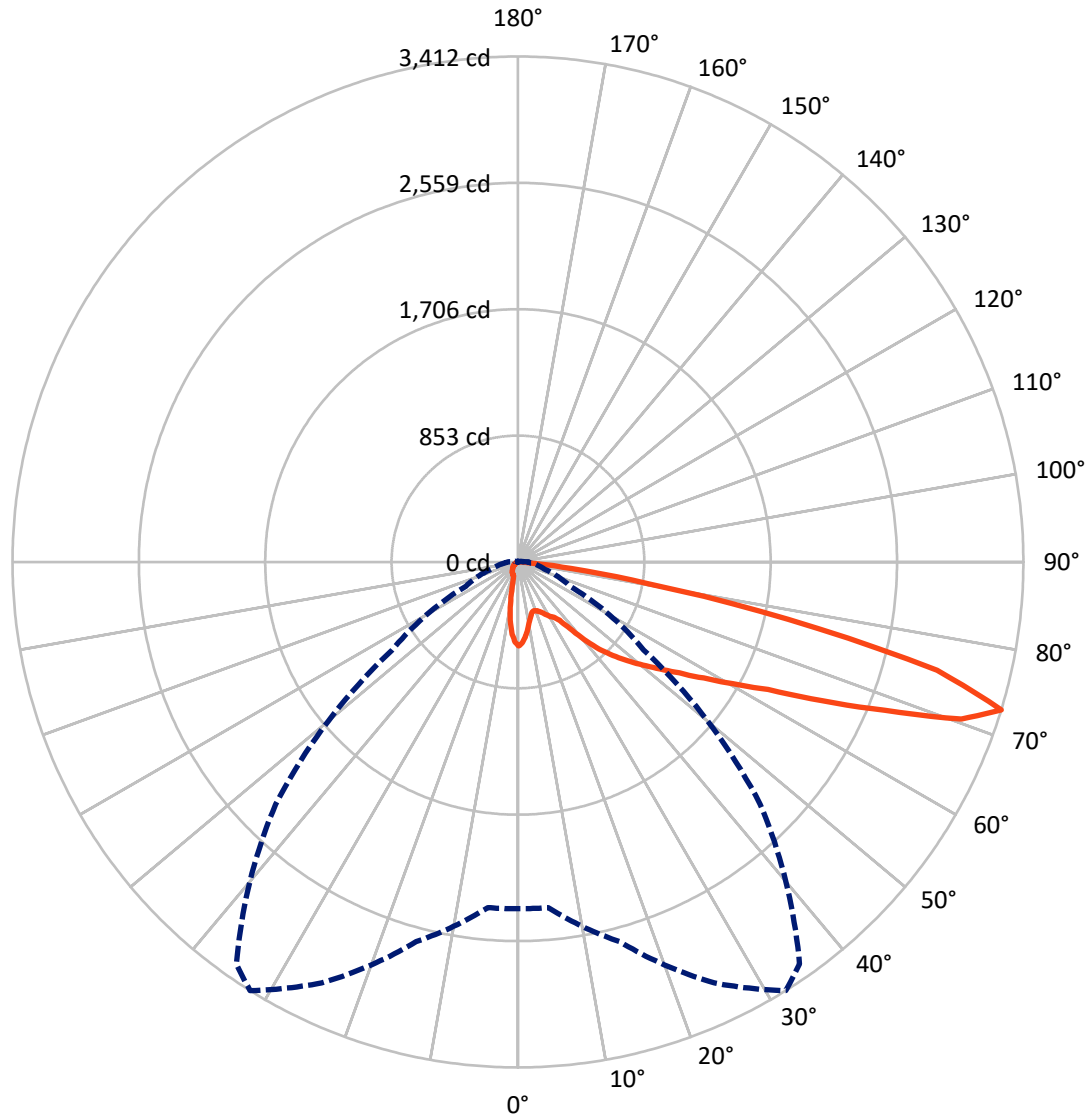
✕ Max cd
 - - - 1/2 Max cd



Based on 25 foot mounting height. Maximum calculated value = 0.9 fc
 Type IV - Short - N/A

REPORT NUMBER: P437604
CATALOG NUMBER: ISC-SA1D-830-U-T4FT-HSS

Luminous Intensity Polar Plot



— Vertical Plane Through 32-Deg Lateral - - - Horizontal Cone Through 72.5-Deg Vertical

REPORT NUMBER: P437604

CATALOG NUMBER: ISC-SA1D-830-U-T4FT-HSS

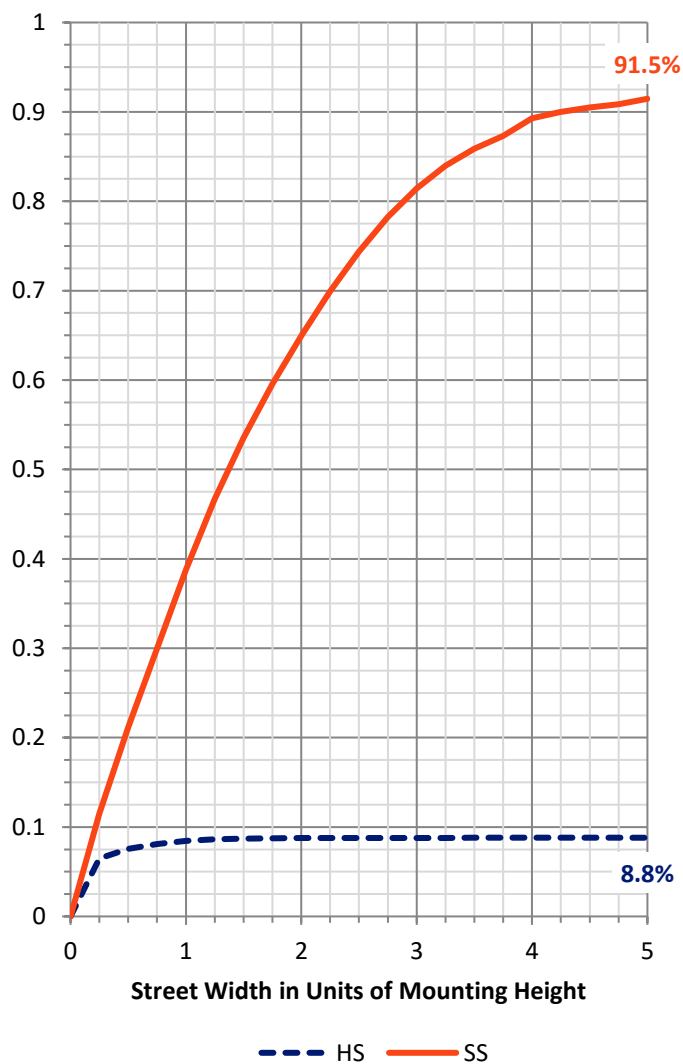
FLUX DISTRIBUTION:

		Downward	Upward	Total
House Side	Lumens	286.4	0.0	286.4
	% Fixture	8.9	0.0	8.9
Street Side	Lumens	2949.6	0.0	2949.6
	% Fixture	91.1	0.0	91.1
Total	Lumens	3236.0	0.0	3236.0
	% Fixture	100.0	0.0	100.0

ZONAL LUMENS:

Zone	Lumens	% Fixture
0°-10°	47.1	1.5
10°-20°	102.2	3.2
20°-30°	154.7	4.8
30°-40°	249.5	7.7
40°-50°	441.8	13.7
50°-60°	676.7	20.9
60°-70°	905.3	28.0
70°-80°	625.0	19.3
80°-90°	33.8	1.0
90°-100°	0.0	0.0
100°-110°	0.0	0.0
110°-120°	0.0	0.0
120°-130°	0.0	0.0
130°-140°	0.0	0.0
140°-150°	0.0	0.0
150°-160°	0.0	0.0
160°-170°	0.0	0.0
170°-180°	0.0	0.0
0°-90°	3236.0	100.0
0°-180°	3236.0	100.0

Coefficient of Utilization



REPORT NUMBER: P437604

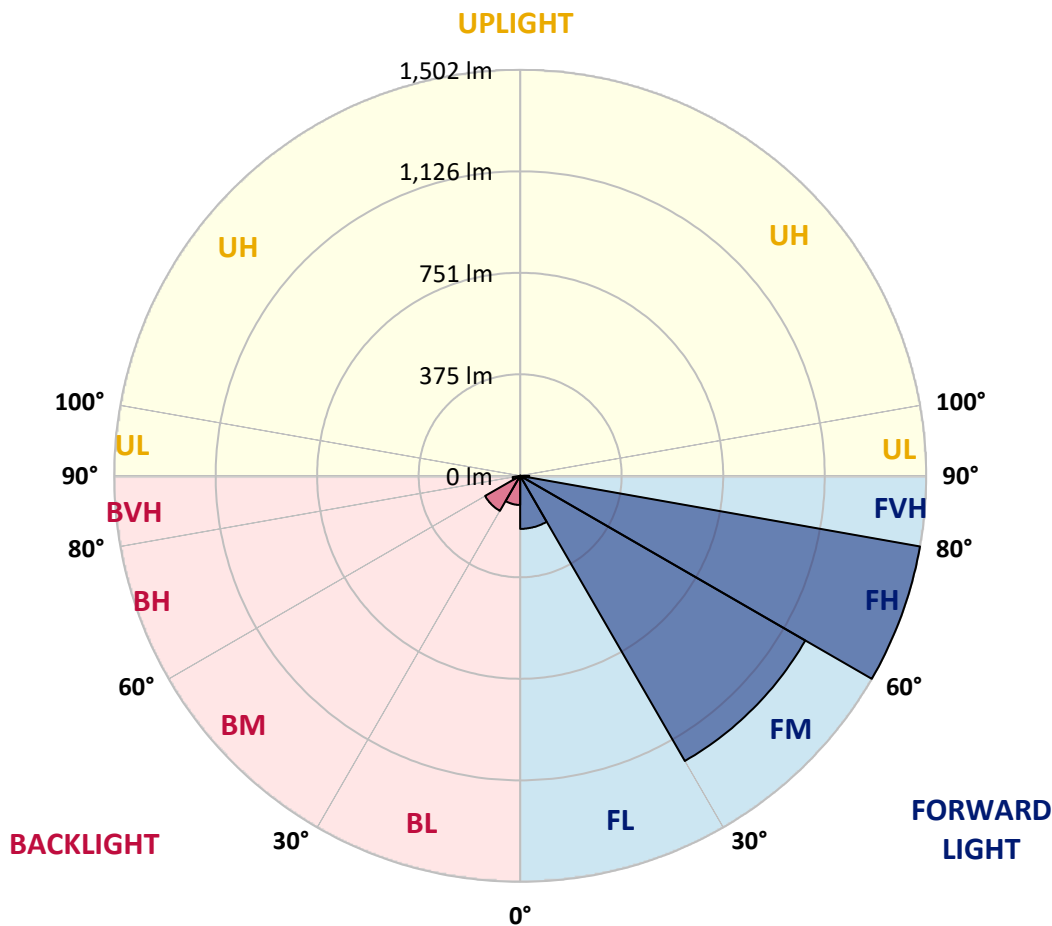
CATALOG NUMBER: ISC-SA1D-830-U-T4FT-HSS

LUMINAIRE CLASSIFICATION SYSTEM LUMEN TABLE AND BUG RATING:

Zone	Lumens	% Fixture	Zone Rating/Lumen Limit		
			B	U	G
FL (0°-30°)	196.2	6.1			
FM (30°-60°)	1218.1	37.6			
FH (60°-80°)	1501.8	46.4			G1/1800
FVH (80°-90°)	33.4	1.0			G1/100
BL (0°-30°)	107.8	3.3	B0/110		
BM (30°-60°)	149.7	4.6	B0/220		
BH (60°-80°)	28.4	0.9	B0/110		G0/110
BVH (80°-90°)	0.4	0.0			G0/10
UL (90°-100°)	0.0	0.0		U0/0	
UH (100°-180°)	0.0	0.0		U0/0	

BUG Rating: B0-U0-G1

Type IV Short





REPORT NUMBER: P437604

CATALOG NUMBER: ISC-SA1D-830-U-T4FT-HSS

CANDELA DISTRIBUTION (FULL):

	0°	5°	15°	25°	32°	35°	45°	55°	65°	75°	85°
0°	567.0	567.0	567.0	567.0	567.0	567.0	567.0	567.0	567.0	567.0	567.0
2.5°	545.6	545.6	547.3	548.9	548.9	553.8	560.4	562.0	567.0	570.2	571.9
5°	488.3	494.9	494.9	503.0	509.6	516.2	532.5	542.4	558.8	570.2	573.5
7.5°	435.9	437.5	442.4	452.3	465.4	470.3	491.6	519.4	550.6	570.2	578.4
10°	383.4	385.1	388.3	403.1	416.2	427.7	457.2	491.6	535.8	570.2	585.0
12.5°	345.7	345.7	349.0	365.4	380.2	391.6	424.4	468.6	521.1	571.9	594.8
15°	332.6	332.6	331.0	339.2	352.3	362.1	399.8	449.0	508.0	575.1	604.6
17.5°	339.2	339.2	332.6	334.3	345.7	352.3	385.1	434.2	501.4	581.7	621.0
20°	352.3	352.3	339.2	339.2	350.7	355.6	383.4	426.0	498.1	593.2	644.0
22.5°	367.0	368.7	350.7	350.7	362.1	367.0	393.3	430.9	503.0	607.9	666.9
25°	391.6	391.6	368.7	368.7	378.5	386.7	411.3	445.7	509.6	625.9	703.0
27.5°	426.0	424.4	394.9	386.7	401.5	408.0	435.9	463.7	516.2	647.2	735.7
30°	467.0	458.8	429.3	412.9	426.0	430.9	458.8	488.3	535.8	678.4	786.5
32.5°	511.2	514.5	467.0	437.5	444.1	450.6	486.7	526.0	568.6	719.3	855.3
35°	598.1	598.1	548.9	493.2	481.7	485.0	524.3	575.1	609.6	788.2	934.0
37.5°	706.2	709.5	663.6	604.6	568.6	553.8	581.7	634.1	668.5	875.0	1020.8
40°	824.2	819.3	771.8	717.7	688.2	670.2	655.4	717.7	748.8	968.4	1107.7
42.5°	922.5	912.7	848.8	820.9	802.9	780.0	750.5	822.6	852.1	1086.4	1207.6
45°	986.4	978.2	914.3	906.1	899.6	886.5	893.0	948.7	976.6	1222.4	1312.5
47.5°	1035.6	1024.1	970.0	981.5	994.6	1007.7	1065.1	1106.0	1099.5	1346.9	1397.7
50°	1102.8	1086.4	1035.6	1058.5	1092.9	1119.2	1250.2	1261.7	1210.9	1453.4	1474.7
52.5°	1143.7	1124.1	1111.0	1148.6	1199.4	1232.2	1453.4	1409.2	1299.4	1530.4	1535.4
55°	1178.1	1176.5	1199.4	1248.6	1322.3	1363.3	1620.6	1535.4	1356.8	1609.1	1568.1
57.5°	1283.0	1276.5	1315.8	1355.1	1478.0	1546.8	1800.8	1627.1	1397.7	1651.7	1550.1
60°	1432.1	1435.4	1437.0	1509.1	1666.4	1761.5	1943.4	1704.1	1428.8	1658.3	1497.7
62.5°	1664.8	1687.7	1648.4	1704.1	1894.2	2013.8	2081.0	1759.8	1419.0	1610.7	1364.9
65°	2002.4	1994.2	1938.4	2000.7	2254.7	2328.4	2223.6	1776.2	1361.7	1446.9	1115.9
67.5°	2346.5	2349.7	2323.5	2421.8	2669.3	2656.2	2384.1	1720.5	1214.2	1092.9	699.7
70°	2570.9	2575.9	2641.4	2906.9	3175.6	3085.5	2515.2	1523.9	855.3	521.1	265.5
72.5°	2339.9	2341.5	2652.9	3134.6	3411.5	3313.2	2312.0	1035.6	390.0	185.2	93.4
75°	1481.3	1407.5	1971.2	2657.8	2921.6	2824.9	1648.4	483.4	172.1	93.4	39.3
77.5°	516.2	524.3	802.9	1530.4	1866.4	1905.7	847.1	158.9	95.0	63.9	21.3
80°	103.2	116.3	237.6	563.7	884.8	919.2	306.4	77.0	62.3	49.2	11.5
82.5°	6.6	8.2	70.5	234.3	362.1	344.1	60.6	39.3	42.6	34.4	6.6
85°	0.0	0.0	4.9	39.3	65.5	49.2	6.6	9.8	18.0	19.7	3.3
87.5°	0.0	0.0	0.0	0.0	0.0	0.0	0.0	0.0	0.0	1.6	0.0
90°	0.0	0.0	0.0	0.0	0.0	0.0	0.0	0.0	0.0	0.0	0.0



REPORT NUMBER: P437604
 CATALOG NUMBER: ISC-SA1D-830-U-T4FT-HSS

CANDELA DISTRIBUTION (continued):

	90°	95°	105°	115°	125°	135°	145°	155°	165°	175°	180°
0°	567.0	567.0	567.0	567.0	567.0	567.0	567.0	567.0	567.0	567.0	567.0
2.5°	571.9	571.9	563.7	560.4	555.5	548.9	542.4	539.1	532.5	534.2	534.2
5°	573.5	570.2	560.4	545.6	529.3	512.9	493.2	480.1	465.4	468.6	467.0
7.5°	576.8	575.1	552.2	526.0	496.5	460.4	426.0	396.5	370.3	363.8	358.9
10°	583.3	578.4	545.6	503.0	444.1	385.1	326.1	275.3	254.0	231.0	226.1
12.5°	589.9	581.7	534.2	470.3	380.2	293.3	216.3	170.4	142.6	134.4	131.1
15°	599.7	586.6	519.4	424.4	304.8	198.3	136.0	111.4	106.5	104.9	104.9
17.5°	612.8	589.9	504.7	372.0	224.5	127.8	100.0	100.0	101.6	103.2	103.2
20°	632.5	598.1	483.4	308.1	150.8	96.7	95.0	96.7	98.3	100.0	100.0
22.5°	653.8	611.2	458.8	240.9	106.5	90.1	90.1	91.8	93.4	95.0	95.0
25°	678.4	621.0	426.0	172.1	88.5	85.2	85.2	86.8	88.5	90.1	90.1
27.5°	704.6	632.5	381.8	118.0	80.3	80.3	81.9	83.6	85.2	85.2	86.8
30°	743.9	650.5	335.9	86.8	73.7	73.7	77.0	80.3	81.9	81.9	83.6
32.5°	794.7	665.3	273.6	73.7	68.8	67.2	70.5	75.4	78.7	80.3	80.3
35°	850.4	686.6	204.8	67.2	63.9	62.3	63.9	68.8	75.4	78.7	78.7
37.5°	907.8	706.2	152.4	63.9	59.0	57.4	59.0	62.3	68.8	75.4	77.0
40°	965.1	709.5	109.8	59.0	55.7	54.1	54.1	57.4	63.9	70.5	72.1
42.5°	1024.1	722.6	83.6	55.7	50.8	50.8	50.8	52.4	57.4	62.3	63.9
45°	1091.3	730.8	67.2	50.8	47.5	47.5	47.5	47.5	50.8	52.4	52.4
47.5°	1148.6	719.3	54.1	45.9	44.2	44.2	44.2	42.6	42.6	41.0	41.0
50°	1189.6	693.1	44.2	41.0	41.0	42.6	39.3	36.0	36.0	32.8	32.8
52.5°	1214.2	653.8	37.7	36.0	39.3	39.3	34.4	32.8	29.5	26.2	24.6
55°	1212.6	588.3	32.8	31.1	34.4	34.4	29.5	26.2	22.9	19.7	19.7
57.5°	1165.0	516.2	29.5	26.2	29.5	27.9	24.6	19.7	16.4	13.1	13.1
60°	1091.3	439.1	26.2	21.3	22.9	21.3	19.7	14.7	11.5	8.2	8.2
62.5°	991.3	367.0	21.3	18.0	16.4	16.4	14.7	11.5	6.6	4.9	4.9
65°	801.3	272.0	16.4	13.1	11.5	13.1	9.8	6.6	3.3	1.6	1.6
67.5°	494.9	155.7	13.1	9.8	8.2	9.8	6.6	4.9	1.6	0.0	0.0
70°	195.0	67.2	9.8	6.6	6.6	6.6	4.9	3.3	0.0	0.0	0.0
72.5°	67.2	29.5	8.2	4.9	4.9	3.3	3.3	1.6	0.0	0.0	0.0
75°	29.5	18.0	6.6	4.9	3.3	3.3	1.6	1.6	0.0	0.0	0.0
77.5°	16.4	11.5	4.9	3.3	3.3	1.6	1.6	1.6	0.0	0.0	0.0
80°	9.8	6.6	3.3	3.3	3.3	1.6	1.6	1.6	0.0	0.0	0.0
82.5°	6.6	3.3	1.6	1.6	1.6	1.6	1.6	1.6	0.0	0.0	0.0
85°	3.3	1.6	0.0	1.6	0.0	0.0	0.0	0.0	0.0	0.0	0.0
87.5°	0.0	0.0	0.0	0.0	0.0	0.0	0.0	0.0	0.0	0.0	0.0
90°	0.0	0.0	0.0	0.0	0.0	0.0	0.0	0.0	0.0	0.0	0.0

Cooper Lighting Solutions Photometric Lab
1121 Highway 74 South
Peachtree City, GA 30269



LM-79-2019: Approved Method: Electrical and Photometric Measurements of Solid-State Lighting Products

Report Prepared for

Cooper Lighting Solutions

MCGRAW EDISON

Report Number: SP1-2408-195-9

Test Date: 08/07/2024

Luminaire Tested: GALN-SB1A-830-U-5WQ

Data in this report applies to families of products including GALN-SB1A-830-U-5WQ.

Test Information

Test Method: LM-79-2019
 Report Number: SP1-2408-195-9
 Test Lab: COOPER LIGHTING SOLUTIONS
 Photometer: SP1 - 76IN SPHERE
 Measurement Geometry: 4π
 Issue Date: 08/07/2024
 Manufacturer: COOPER LIGHTING SOLUTIONS
 Product Line: MCGRAW EDISON
 Catalog Number: **GALN-SB1A-830-U-5WQ**
 Description: GALLEON AREA AND ROADWAY LUMINAIRE. (1) 80 CRI, 3000K, 350MA HIGH DENSITY LIGHTSQUARE WITH 26 LEDS AND TYPE V WIDE OPTICS

Spectral Parameters

CCT (K): 3050
 CIE u': 0.2476
 CIE v': 0.5251
 Duv: 0.0034
 CIE x: 0.4383
 CIE y: 0.4131
 CIE z: 0.1487
 Peak Wavelength (nm): 603
 Dominant Wavelength (nm): 581
 Purity: 55.55201
 Rf: 81.5
 Rg: 99.2

CRI (Ra):	81.0		
R1:	79.6	R9:	7.1
R2:	85.6	R10:	67.0
R3:	92.0	R11:	82.7
R4:	82.6	R12:	63.2
R5:	78.9	R13:	80.3
R6:	81.7	R14:	95.0
R7:	85.2	R15:	71.7
R8:	62.0		



Test Conditions

Stabilization Time: 20M
 Operation Time: 1H 20M
 Sphere Temperature (°C): 24.2

REPORT NUMBER: SP1-2408-195-9

Measurement and Test Equipment			
Instrument	Identification Number	Calibration Date	Calibration Due Date
Photometer	IN0058	6/18/2024	12/18/2024
Power Meter	INXT2011004	2/8/2024	2/8/2025
AC Power Source	IN0063	10/24/2023	10/24/2024
DC Power Source	IN0208	10/24/2023	10/24/2024
Sphere Thermometer	IN0085	10/24/2023	10/24/2024
Room Thermometer	IN0046	10/24/2023	10/24/2024

REPORT NUMBER: SP1-2408-195-9

CIE 1931 Chromaticity Diagram



CIE 1931 Chromaticity Diagram with 2017 ANSI 7-Step and 4-Step Quadrangles



CCT = 3050K
 CIE x = 0.4383
 CIE y = 0.4131
 Duv = 0.0034

Point lies inside the ANSI 3000K 4-step quadrangle

REPORT NUMBER: SP1-2408-195-9

Photopic Flux vs. Wavelength



Photopic Lumens: NR

λ (nm)	Power W [^] /nm	Lumens (ϕ /nm)	λ (nm)	Power W [^] /nm	Lumens (ϕ /nm)	λ (nm)	Power W [^] /nm	Lumens (ϕ /nm)	λ (nm)	Power W [^] /nm	Lumens (ϕ /nm)	λ (nm)	Power W [^] /nm	Lumens (ϕ /nm)
360	0	NR	490	168	NR	620	940	NR	750	35	NR	880	1	NR
365	0	NR	495	233	NR	625	897	NR	755	30	NR	885	1	NR
370	0	NR	500	300	NR	630	847	NR	760	26	NR	890	1	NR
375	0	NR	505	372	NR	635	790	NR	765	22	NR	895	1	NR
380	0	NR	510	430	NR	640	730	NR	770	19	NR	900	1	NR
385	0	NR	515	483	NR	645	668	NR	775	16	NR	905	1	NR
390	0	NR	520	524	NR	650	605	NR	780	14	NR	910	0	NR
395	2	NR	525	555	NR	655	545	NR	785	12	NR	915	0	NR
400	4	NR	530	581	NR	660	485	NR	790	10	NR	920	0	NR
405	7	NR	535	604	NR	665	430	NR	795	9	NR	925	0	NR
410	17	NR	540	623	NR	670	378	NR	800	8	NR	930	0	NR
415	34	NR	545	645	NR	675	331	NR	805	7	NR	935	0	NR
420	68	NR	550	667	NR	680	290	NR	810	6	NR	940	0	NR
425	128	NR	555	693	NR	685	251	NR	815	5	NR	945	0	NR
430	214	NR	560	719	NR	690	218	NR	820	4	NR	950	0	NR
435	339	NR	565	754	NR	695	188	NR	825	4	NR	955	0	NR
440	507	NR	570	791	NR	700	162	NR	830	3	NR	960	0	NR
445	573	NR	575	830	NR	705	139	NR	835	3	NR	965	0	NR
450	356	NR	580	873	NR	710	119	NR	840	3	NR	970	0	NR
455	217	NR	585	913	NR	715	102	NR	845	2	NR	975	0	NR
460	168	NR	590	948	NR	720	88	NR	850	2	NR	980	0	NR
465	113	NR	595	974	NR	725	76	NR	855	2	NR	985	0	NR
470	85	NR	600	994	NR	730	65	NR	860	1	NR	990	0	NR
475	85	NR	605	998	NR	735	55	NR	865	1	NR	995	0	NR
480	94	NR	610	994	NR	740	47	NR	870	1	NR	1000	0	NR
485	120	NR	615	973	NR	745	41	NR	875	1	NR			

REPORT NUMBER: SP1-2408-195-9

Scotopic Flux vs. Wavelength



Scotopic Lumens: NR

S/P: 1.27

λ (nm)	Power W [^] /nm	Lumens (ϕ /nm)	λ (nm)	Power W [^] /nm	Lumens (ϕ /nm)	λ (nm)	Power W [^] /nm	Lumens (ϕ /nm)	λ (nm)	Power W [^] /nm	Lumens (ϕ /nm)	λ (nm)	Power W [^] /nm	Lumens (ϕ /nm)
360	0	NR	490	168	NR	620	940	NR	750	35	NR	880	1	NR
365	0	NR	495	233	NR	625	897	NR	755	30	NR	885	1	NR
370	0	NR	500	300	NR	630	847	NR	760	26	NR	890	1	NR
375	0	NR	505	372	NR	635	790	NR	765	22	NR	895	1	NR
380	0	NR	510	430	NR	640	730	NR	770	19	NR	900	1	NR
385	0	NR	515	483	NR	645	668	NR	775	16	NR	905	1	NR
390	0	NR	520	524	NR	650	605	NR	780	14	NR	910	0	NR
395	2	NR	525	555	NR	655	545	NR	785	12	NR	915	0	NR
400	4	NR	530	581	NR	660	485	NR	790	10	NR	920	0	NR
405	7	NR	535	604	NR	665	430	NR	795	9	NR	925	0	NR
410	17	NR	540	623	NR	670	378	NR	800	8	NR	930	0	NR
415	34	NR	545	645	NR	675	331	NR	805	7	NR	935	0	NR
420	68	NR	550	667	NR	680	290	NR	810	6	NR	940	0	NR
425	128	NR	555	693	NR	685	251	NR	815	5	NR	945	0	NR
430	214	NR	560	719	NR	690	218	NR	820	4	NR	950	0	NR
435	339	NR	565	754	NR	695	188	NR	825	4	NR	955	0	NR
440	507	NR	570	791	NR	700	162	NR	830	3	NR	960	0	NR
445	573	NR	575	830	NR	705	139	NR	835	3	NR	965	0	NR
450	356	NR	580	873	NR	710	119	NR	840	3	NR	970	0	NR
455	217	NR	585	913	NR	715	102	NR	845	2	NR	975	0	NR
460	168	NR	590	948	NR	720	88	NR	850	2	NR	980	0	NR
465	113	NR	595	974	NR	725	76	NR	855	2	NR	985	0	NR
470	85	NR	600	994	NR	730	65	NR	860	1	NR	990	0	NR
475	85	NR	605	998	NR	735	55	NR	865	1	NR	995	0	NR
480	94	NR	610	994	NR	740	47	NR	870	1	NR	1000	0	NR
485	120	NR	615	973	NR	745	41	NR	875	1	NR			

REPORT NUMBER: SP1-2408-195-9

Melanopic Flux vs. Wavelength



Melanopic Lumens: NR

M/P: 2.32

λ (nm)	Power W [^] /nm	Lumens (φ/nm)	λ (nm)	Power W [^] /nm	Lumens (φ/nm)	λ (nm)	Power W [^] /nm	Lumens (φ/nm)	λ (nm)	Power W [^] /nm	Lumens (φ/nm)	λ (nm)	Power W [^] /nm	Lumens (φ/nm)
360	0	NR	490	168	NR	620	940	NR	750	35	NR	880	1	NR
365	0	NR	495	233	NR	625	897	NR	755	30	NR	885	1	NR
370	0	NR	500	300	NR	630	847	NR	760	26	NR	890	1	NR
375	0	NR	505	372	NR	635	790	NR	765	22	NR	895	1	NR
380	0	NR	510	430	NR	640	730	NR	770	19	NR	900	1	NR
385	0	NR	515	483	NR	645	668	NR	775	16	NR	905	1	NR
390	0	NR	520	524	NR	650	605	NR	780	14	NR	910	0	NR
395	2	NR	525	555	NR	655	545	NR	785	12	NR	915	0	NR
400	4	NR	530	581	NR	660	485	NR	790	10	NR	920	0	NR
405	7	NR	535	604	NR	665	430	NR	795	9	NR	925	0	NR
410	17	NR	540	623	NR	670	378	NR	800	8	NR	930	0	NR
415	34	NR	545	645	NR	675	331	NR	805	7	NR	935	0	NR
420	68	NR	550	667	NR	680	290	NR	810	6	NR	940	0	NR
425	128	NR	555	693	NR	685	251	NR	815	5	NR	945	0	NR
430	214	NR	560	719	NR	690	218	NR	820	4	NR	950	0	NR
435	339	NR	565	754	NR	695	188	NR	825	4	NR	955	0	NR
440	507	NR	570	791	NR	700	162	NR	830	3	NR	960	0	NR
445	573	NR	575	830	NR	705	139	NR	835	3	NR	965	0	NR
450	356	NR	580	873	NR	710	119	NR	840	3	NR	970	0	NR
455	217	NR	585	913	NR	715	102	NR	845	2	NR	975	0	NR
460	168	NR	590	948	NR	720	88	NR	850	2	NR	980	0	NR
465	113	NR	595	974	NR	725	76	NR	855	2	NR	985	0	NR
470	85	NR	600	994	NR	730	65	NR	860	1	NR	990	0	NR
475	85	NR	605	998	NR	735	55	NR	865	1	NR	995	0	NR
480	94	NR	610	994	NR	740	47	NR	870	1	NR	1000	0	NR
485	120	NR	615	973	NR	745	41	NR	875	1	NR			

Summary

$R_f = 81.5$
 $R_g = 99.2$
 $CIE R_a = 81.0$
 $R_9 = 7.1$



Color Vector Graphics



Individual Sample Fidelity Index ($R_{f,i}$)

CES01 = 86	CES26 = 74	CES51 = 89	CES76 = 70
CES02 = 63	CES27 = 88	CES52 = 92	CES77 = 86
CES03 = 31	CES28 = 89	CES53 = 81	CES78 = 72
CES04 = 70	CES29 = 67	CES54 = 87	CES79 = 90
CES05 = 50	CES30 = 68	CES55 = 85	CES80 = 88
CES06 = 51	CES31 = 71	CES56 = 78	CES81 = 78
CES07 = 42	CES32 = 70	CES57 = 76	CES82 = 95
CES08 = 41	CES33 = 71	CES58 = 78	CES83 = 90
CES09 = 29	CES34 = 82	CES59 = 92	CES84 = 94
CES10 = 76	CES35 = 90	CES60 = 95	CES85 = 86
CES11 = 59	CES36 = 93	CES61 = 93	CES86 = 72
CES12 = 65	CES37 = 87	CES62 = 83	CES87 = 85
CES13 = 43	CES38 = 75	CES63 = 77	CES88 = 83
CES14 = 74	CES39 = 94	CES64 = 83	CES89 = 75
CES15 = 71	CES40 = 89	CES65 = 77	CES90 = 81
CES16 = 47	CES41 = 85	CES66 = 80	CES91 = 96
CES17 = 50	CES42 = 86	CES67 = 79	CES92 = 73
CES18 = 56	CES43 = 81	CES68 = 84	CES93 = 84
CES19 = 72	CES44 = 99	CES69 = 91	CES94 = 64
CES20 = 66	CES45 = 87	CES70 = 78	CES95 = 80
CES21 = 87	CES46 = 82	CES71 = 76	CES96 = 84
CES22 = 79	CES47 = 77	CES72 = 92	CES97 = 87
CES23 = 92	CES48 = 71	CES73 = 71	CES98 = 81
CES24 = 91	CES49 = 81	CES74 = 93	CES99 = 74
CES25 = 72	CES50 = 89	CES75 = 74	



Color Rendition by Hue-Angle Bin



Measure Comparisons



(END OF REPORT)